



Kangoo[®]

Advanced shampoo therapy

Kangoo®

Advanced
shampoo therapy



Kangoo® is an innovative range of shampoos that protect the skin barrier's ecosystem thanks to its active substances that collaborate in a very specific way, to care for and maintain the skin.

Two-stage washing system



Solution 1

Physiological shampoo that removes dirt, scabs and flakes, providing hydration and preparing the skin for application of solution 2.

Its ingredients include:

- **Calendula**
Healing and calming properties
- **Aloe vera**
Calming and moisturising effect

Solution 2

Solution 2 is a specific shampoo in each presentation (Kangoo® Pyo, Kangoo® Seb and Kangoo® Atopic) formulated with innovative ingredients designed for skins that suffer specific disorders.



Greenleaf tubes
Low carbon footprint

Differential components for skin care



Phytosphingosine

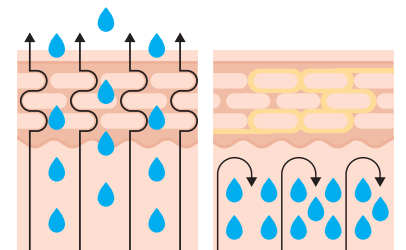
Phytosphingosine is a lipid in the epidermis, a precursor to cutaneous ceramides.

A lack of ceramides is linked to alterations of the epidermis and usually arises in cases of allergies, seborrhoeic dermatitis and excessive bacterial and fungal growth.

Adding phytosphingosine increases ceramide production, helping to recover the laminate structure of the stratum corneum, regulating keratinocyte differentiation and reducing the release of proinflammatory cytokines.

At the same time, when restructuring the skin's lipid barrier, its function as a protective wall is reinforced, preventing pathogenic attack via this route, encountering a solid, unbroken block.

Providing phytosphingosine helps ensure the lipid cement is cohesive, preventing moisture loss.



Cells Ceramides Water



Quora Noni™


Quora Noni™ is a 100% natural ingredient, manufactured using stem cells from the *Morinda citrifolia* plant, known as the Noni, a species native to south-east Asia.

In vivo and in vitro studies have shown its ability to protect against external pathogens, helping to maintain the skin's microbiota balanced.

The skin is exposed to numerous external pathogens, such as bacteria, that have mechanisms to communicate among themselves to join forces and boost their development, a phenomenon known as *quorum sensing* (QS).

Quora Noni™ acts by implementing various strategies to block this communications system, preventing attack by toxic bacteria on the skin and re-balancing the cutaneous microbes by preventing biofilms from forming and virulence developing.

Quorum sensing
A mechanism the bacteria use to communicate with each other to work together to boost their development.



Kangoo® Pyo



Properties

Specific shampoo that helps balance the cutaneous microbiota in dogs and cats that need to create a hostile environment against external contamination.

Composition

Phytosphingosine

Natural component of the epidermis and precursor molecule to cutaneous ceramides.

Quora Noni™

Helps keep the skin microbiota balanced. In vivo and in vitro studies have proven its ability to protect against external agents.

Ethyl lactate

Acidifies the skin's pH, creating a hostile medium for the survival and growth of pathogenic bacteria, thus decreasing the possibility of infections occurring in susceptible patients.

Biocitro®

A molecule that has been shown to inhibit the growth of *Staphylococcus pseudointermedius* and *Malassezia*.¹



Strengthens
immune system



Hypoallergenic



Balance microbiota



Restoring

Kangoo® Seb



Properties

Specific shampoo that helps balance the cutaneous microbiota in dogs and cats with oily skin.

Composition

Phytosphingosine

Precursor to ceramides, naturally present on the skin. Helps strengthen the skin's barrier function.

Quora Noni™

Helps rebalance the cutaneous microbiota, offering greater protection against external pathogens.

Zinc gluconate

Ingredient able to reduce sebum secretions.

Pyridoxine

Provides anti-inflammatory properties.

Salicylic acid

Ingredient that promotes cell renewal, removes dead cells and regulates excess sebum.



Sebum regulator



Balance microbiota



Hypoallergenic



Restoring

Kangoo® Atopic



Properties

Specific shampoo that helps balance the cutaneous microbiota in dogs and cats with sensitive skin.

Composition

Phytosphingosine

Natural component of the epidermis and precursor molecule to cutaneous ceramides.

Quora Noni™

Helps keep the skin microbiota balanced. In vivo and in vitro studies have proven its ability to protect against external agents.

Allantoin

Calming and healing agent that helps relieve the severe pruritus of sensitive and extremely irritated skins.



Calming



Balance microbiota



Hypoallergenic



Restoring

Kangoo® Skin Balance



Properties

Kangoo® Skin Balance is a frequent-use shampoo formulated with a soft cleansing and hypoallergenic base that provides hydration and maintains the skin's natural condition.

Composition

Quora Noni™

Acts by blocking the communication signals of external microorganisms, preventing biofilms from forming and virulence developing, without hindering the proper functioning of the beneficial microorganisms. Thus we can help rebalance the cutaneous microbiota, providing greater protection against external pathogens.

Aloe vera

Refreshing, moisturising and calming effect on the skin.

Calendula

Boosts the skin's regenerative properties by stimulating collagen synthesis.



Moisturizer



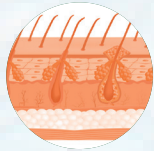
Balance microbiota



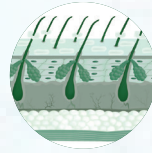
Hypoallergenic



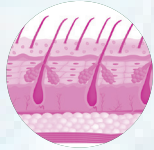
Regular use



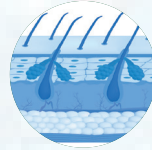
Kangoo®
Pyo



Kangoo®
Seb



Kangoo®
Atopic



Kangoo®
Skin Balance

The range of shampoos that provides solutions to the most common skin disorders

Bibliography:

¹Biocitro. Available online: <https://nutrinews.com/producto/biocitro/> (accessed on 21 October 2022)

Carlotti D, Gatto H. *El arte de los champús en dermatología canina y felina: estrategias de tratamiento y prevención.* Clínica veterinaria de pequeños animales. 2006;26(1):0029-38.

Kim SH, Seong GS, Chung SY. *Fermented Morinda citrifolia (Noni) Alleviates DNCB-Induced Atopic Dermatitis in NC/Nga Mice through Modulating Immune Balance and Skin Barrier Function.* Nutrients. 2020;12(1):249.

Školová B, Kováik A, Tesa O, Opálka L, Vávrová K. *Phytosphingosine, sphingosine and dihydrosphingosine ceramides in model skin lipid membranes: permeability and biophysics.* Biochimica et Biophysica Acta (BBA)-Biomembranes. 2017;1859(5):824-34.

Schiemann Y, Wegmann M, Lersch P, Heisler E, Farwick M. *Polar emollients in cosmetic formulations enhance the penetration and biological effects of Phytosphingosine on skin.* Colloids and Surfaces A: Physicochemical and Engineering Aspects. 2008;331(1-2):103-7.

Cerrato S, Ramió-Lluch L, Brazis P, Fondevila D, Segarra S, Puigdemont A. *Effects of sphingolipid extracts on the morphological structure and lipid profile in an in vitro model of canine skin.* The Veterinary Journal. 2016;212:58-64.

Fujii M. *The pathogenic and therapeutic implications of ceramide abnormalities in atopic dermatitis.* Cells. 2021;10(9):2386.

Marsella R, Segarra S, Ahrens K, Alonso C, Ferrer L. *Topical treatment with SPHINGOLIPIDS and GLYCOSAMINOGLYCANS for canine atopic dermatitis.* BMC veterinary research. 2020;16(1):1-10.

Vanessa VV, Wan Ahmad Kammal WSL, Lai ZW, How KN. *A Review of Moisturizing Additives for Atopic Dermatitis.* Cosmetics. 2022;9(4):75.

Arif T. *Salicylic acid as a peeling agent: a comprehensive review.* Clinical, cosmetic and investigational dermatology. 2015;8:455.

Gupta M, Mahajan VK, Mehta KS, Chauhan PS. *Zinc therapy in dermatology: a review.* Dermatology research and practice. 2014;2014:709152.

Alsaraf KM, Abbas IS, Hassan EF, editors. *Extraction and clinical application of Calendula officinalis L. flowers cream.* IOP Conference Series: Materials Science and Engineering; 2019: IOP Publishing.

Andrade J, Wagemaker T, Mercurio D, Campos P. *Benefits of a dermocosmetic formulation with vitamins B3 and a B6 derivative combined with zinc-PCA for mild inflammatory acne and acne-prone skin.* JBPR. 2018;15:214-23.

Araújo LU, Grabe-Guimarães A, Mosqueira VCF, Carneiro CM, Silva-Barcellos NM. *Profile of wound healing process induced by allantoin.* Acta Cirurgica Brasileira. 2010;25:460-1.

Bevilacqua A, Campaniello D, Corbo MR, Maddalena L, Sinigaglia M. *Suitability of Bifidobacterium spp. and Lactobacillus plantarum as probiotics intended for fruit juices containing citrus extracts.* Journal of food science. 2013;78(11):M1764-M71.

Mora-Sánchez B, Fuertes H, Balcázar JL, Pérez-Sánchez T. *Effect of a multi-citrus extract-based feed additive on the survival of rainbow trout (Oncorhynchus mykiss) following challenge with Lactococcus garvieae.* Acta Veterinaria Scandinavica. 2020;62(1):1-4.

Sánchez M, González-Burgos E, Iglesias I, Gómez-Serranillos MP. *Pharmacological update properties of Aloe vera and its major active constituents.* Molecules. 2020;25(6):1324.

Shakeena D, Selophy R, Pushpalatha M, Hepsiba J. *Formulation and Evaluation of Aloe Vera Gel Shampoo.* International Journal of Pharmaceutics and Drug Analysis. 2021:172-9.

de Jaham C. *Effects of an ethyl lactate shampoo in conjunction with a systemic antibiotic in the treatment of canine superficial bacterial pyoderma in an open-label, nonplacebo-controlled study.* Veterinary therapeutics: research in applied veterinary medicine. 2003;4(1):94-100.

VYTRUS Biotech-Noregal. *Quora Noni.* Available online: http://www.noregal.mx/Flashes/f_330780805.pdf (accessed on 21 October 2022)

West BJ, Deng S, Isami F, Uwaya A, Jensen CJ. *The Potential Health Benefits of Noni Juice: A Review of Human Intervention Studies.* Foods. 2018;7(4):58.

Urano Vet SL
Avda. Santa Eulàlia, 2
Les Franqueses I Barcelona
www.uranovet.com

